

2016 Fact Sheet

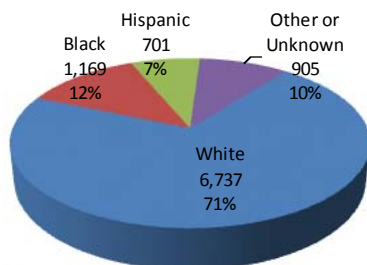
Students

Enrollment, Fall 14th day

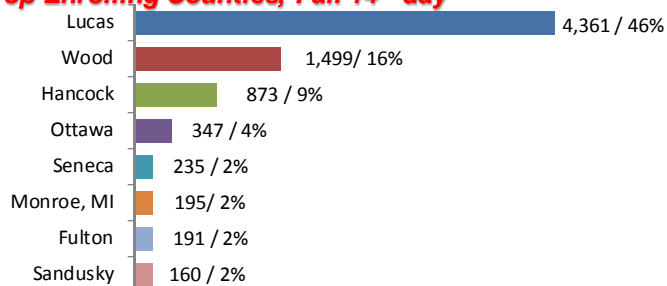
	Headcount	Term FTE	Annualized FTE	Credit Hours
Total	9,512	5,430.2	2,715.1	81,452.5
Toledo	8,235	4,661.3	2,330.7	69,920
Findlay	1,277	768.8	384.4	11,532.5
Downtown	215	73	36.5	1,095
High School	649	219.1	109.5	3,286

Student Characteristics, Fall 14th day

	Headcount	%
Female	4,948	52%
International	86	1%
Degree/Cert.-Seeking	7,400	78%
New, First-Time College	1,857	20%
Full-Time	2,912	31%
Average Age	25.6	
Median Age	23	



Top Enrolling Counties, Fall 14th day



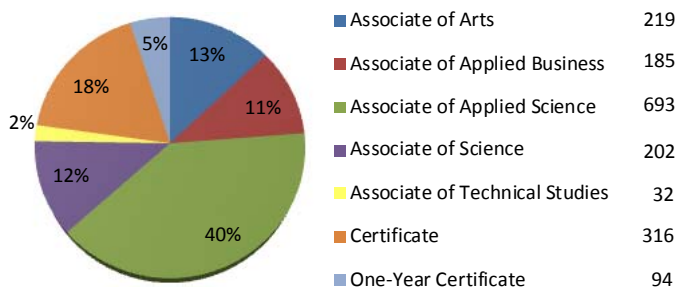
Financial Aid, FY 2016

Students Receiving Financial Aid.....64%

	Total # of Recipients	Total # of Awards	Total \$ Awarded
Federal Grants	4,792	5,663	\$15,107,754
State Grants	265	266	\$209,836
Loans	5,116	8,085	\$23,972,105
Scholarships	536	620	\$1,532,222

Graduates, FY 2016

Total Associate's Degrees.....1,331
 Total Certificates.....410
 IPEDS 3-Year Graduation Rate (2012 cohort).....11%
 IPEDS 3-Year Transfer Rate (2012 cohort).....19%



Faculty & Staff

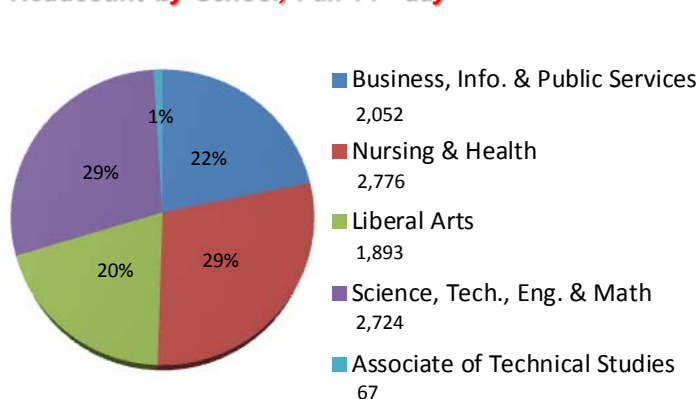
Faculty/Staff Headcounts, Fall 2016

	Instructional Faculty	Non-Instructional Staff
Headcount	773	363
Full-Time	154	335
Women	396	228
Ethnic Minority	54	22

Student-to-Faculty Ratio.....15 to 1
 Average Class Size.....13.6

Academic Programs

Headcount by School, Fall 14th day



Top Enrolling Majors, Fall 14th day

Pre-Nursing Concentration	1,055
AA General Concentration	487
Business Administration Conc	484
Skilled Trades Construct	449
Registered Nurse Program	446
Business Management Technology	333
Education Transfer Conc	257
Criminal Justice Technology	242
Pre-Medical Imaging Conc	241
AS General Concentration	231

Finances

Total Budget (FY '17).....\$68,683,668
 Tuition & Fees Revenue (FY '16).....\$25,351,836
 State Appropriations (FY '16).....\$31,680,550
 Endowment (FY '16).....\$2,013,626
 Tuition (per credit hour, AY '16-'17).....\$153
 Total New Grant Awards (FY '16).....\$2,315,804

2016 Fact Sheet Glossary

Annualized FTE: Total Fall 2016 credit hours divided by 30.

Average Class Size: Average class size of Fall 2016 gradable lecture sections; Source = Banner query run on 10/10/16.

Degree/Certificate-Seeking: Students with an admit code of '05' (Certificate), '06' (Degree needed to transfer), or '07' (Degree needed for job).

Endowment: Total permanently restricted endowment fund value at end of Fiscal Year 2016; audited FY '16 financial report.

Enrollment: Total enrollment includes Toledo plus Findlay. The Downtown learning center is included in the Toledo total.

Ethnic Minority: Includes faculty who designate themselves as Hispanic/Latino; American Indian or Alaska Native; Asian; Black or African-American; Native Hawaiian or Other Pacific Islander; or Two or more races; Source = Human Resources (Fall 2016 data).

Federal Grants: Students with a fund source code of 'FDRL' and a fund type code of 'GRNT'; Includes Academic Comp. Grant Year 1 (ACG1), Academic Comp. Grant Year 2 (ACG2), Fed. Pell Grant (PELL), Fed. Pell Carryover (PELLC), and Fed. SEOG (SEOG). Source = Banner query run on 10/10/16.

Full-Time Faculty: Faculty employed on a full-time basis for instruction (typically 13 credit hours or more). Source = Human Resources (Fall 2016 data).

Full-Time Student: Enrolled 12 credit hours or more during any one term.

Instructional Faculty: Employees whose major regular assignment is instruction; Source = Human Resources (Fall 2016 data).

International: Students with a residency code of 'F' (F1 International) or 'I' (International, not F1).

IPEDS 3-Year Graduation Rate: Percentage of students who began their studies as first-time, full-time, degree- or certificate-seeking students in the Fall 2012 and completed a degree or certificate within three years. IPEDS.

Loans: Students with a fund type code of 'LOAN'; Includes Acad Answer Suntrust Alt Loans (AANALT), Alternative Loan (ALTLNS), Comm Coll Xpress Alt Loan (CCXALT), Chase Select Private Loan (CHSALT), Career XPress Alt Loan (CXPALT), Directions Credit U Alt Loan (DIRALT), Federal Direct ParentPLUS Loan (DLPLUS), Federal Direct Subsidized Loan (DLSUB), Addtl Fed. Direct

Sub. Loan (DLSUB2), Federal Direct Unsub. Loan (DLUNS), Addtl Fed. Direct Unsub. Loan (DLUNS2), Directions Credit U Alt Loan (DR2ALT), EdAchiever Loan Key Bank (EDAALT), Granberry Loan (GRANLN), Key Alternative Loan (KEYALT), Nursing Ed Asst Loan (NEALP), Fed. Perkins Loan (PERK), Fed. Parent PLUS Loan (PLUS), PNC Solutions Alt Loan (PNCALT), Schell Loan (SCHELL), Signature Loan Cosigned (SGCALT), Signature Loan Non-Cosigned (SGNALT), SM Smart Option Alt Loan (SSOALT), Fed. Sub. Staff. Loan (STFD), Additional Stafford Loan (STFD2), Third Stafford Loan (STFD3), Fourth Stafford Loan (STFD4), TERI Alternative Loan (TRIALT), Additional Unsub Stafford Loan (UNSTF2), Third Unsub. Stafford Loan (UNSTF3), Fourth Unsub. Stafford Loan (UNSTF4), Fed. Unsub. Staff. Loan (UNSTFD), Undergrad Xpress Alt Loan (UXPALT), and Wachovia Education Alt Loan (WACALT), Wells Fargo Alt Loan (WLSALT). Source = Banner query run on 11/14/16.

New First-Time College Student: Matriculating students with an enrollment type code of 'D' (direct from high school) or 'N' (new, non-traditional). This field (which was created in 2011 and updated in 2016 to include former high school students who later matriculate at the college level) differs from the student type code in that it checks students' prior enrollment history to ensure that they are new to Owens. It does not include new transient, guest, high school, or other non-matriculating students.

Non-Instructional Staff: Exempt and non-exempt Owens employees, excluding faculty and student workers; Source = Human Resources (Fall 2016 data).

High School: High school students who are simultaneously earning high school and college credit through enrollment in college courses, including those participating in the College Credit Plus program as well as those who are early admits.

Scholarships: Students with a fund type code of 'SCHL'; Includes 50 Men and Women Schol (50MNWM), Academic Achievement Schlrshp (AASCH), Athletic Schlrshp (BASBAL), Athletic Schlrshp (BASKET), Athletic Schlrshp (BSKTMN), Athletic Schlrshp (BSKTWM), Choose OH First Scholarship (CFBS), Choose OH First Scholarship (CFMS), Choose OH First Scholarship (CFTC), Choose OH First Scholarship (CFTE), Expected Schlrshp (EXPSCH), Foundation Schlrshp (FNDRES), Athletic Schlrshp (GOLF), Govt/Outlook Schlrshp Found (GVOUFN), Govt/Outlook Schlrshp Inst (GVOUIN), MI Merit Schlrshp (MISCH), Ohio Acad. Schlrshp (OHACAD), Outside Scholarship (OUTSCH), 12th Grd Prof. Schlrshp (PROSCH), Athletic Schlrshp (SFTBAL), Athletic Schlrshp (SOCCER), Tech Prep Schlrshp (TCHPRP), Toledo Community Fund Scholars (TOLCMF), Acad. Excellence Sch (TRTMRT), TRW Schlrshp (TRWSCH), Veterans Benefit Ch 30 (VA30), Veterans Benefits (VABEN), Athletic Schlrshp (VLLYBL), and War Orphans Schlrshp (WARORP), Athletic Schlrshp (WMSOCR). Source = Banner query run on 10/10/16.

State Appropriations: Total State appropriations; audited FY '16 financial report.

Student-to-Faculty Ratio: Fall 2015 ratio of full-time equivalent students (full-time plus 1/3 part time) to full-time equivalent instructional faculty (full time plus 1/3 part time). Source = IPEDS 2015-16 Fall Enrollment Survey.

State Grants: Students with a fund source code of 'STAT' and a fund type code of 'GRNT'; Including Access Grant (ACGRNT), Bureau of Voc. Rehabilitation (BVR), Ohio College Opportunity Grant (OCOG), Ohio Instr. Grant (OIG & OIG1), Ohio National Guard (ONG), Private Industry Council (PIC), P/T Ohio Instr. Grant (PTOIG), TEAP Initial Incentive Fall (TP1FTF), TEAP Initial Incentive Spring (TP1FTS), TEAP Initial Incentive Fall (TP1PTF), TEAP Initial Incentive Spring (TP1PTS), TEAP Completion Award Fall (TP2FTF), TEAP Completion Award Spring (TP2FTS), TEAP Completion Award Fall (TP2PTF), TEAP Completion Award Spring (TP2PTS), and Training Readjustment Aid Grant (TRA). Source = Banner query run on 10/10/16.

Students Receiving Financial Aid: Percentage of students who received a grant, loan, federal work study, and/or scholarship divided by all unduplicated students enrolled except for guest, transient, high school and workforce students who generally do not qualify for financial aid. Source = Financial Aid Office (# of students receiving aid) and Institutional Research (unduplicated headcount).

Term FTE: Total Fall 2016 credit hours divided by 15.

Total Budget: Total FY 2017 unrestricted general fund budget. Source = Finance Office.

Transfer-Out Rate: Percentage of students who began their studies as first-time, full-time, degree- or certificate-seeking students in the Fall 2012 and are known to have transferred to another institution within three years. IPEDS.

Tuition & Fees Revenue: Total Tuition & Fees revenue; audited FY '16 financial report.

Tuition per Credit Hour: Owens Office of Student Accounts website, <https://www.owens.edu/bursar/tuition.html>, 10/10/16.

Total New Grant Awards: Total amount of new grants awarded during Fiscal Year 2016; Source = Budget Affairs.