

2015 Fact Sheet



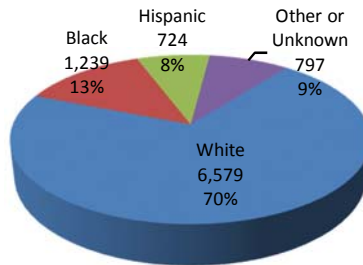
Students

Enrollment, Fall 14th day

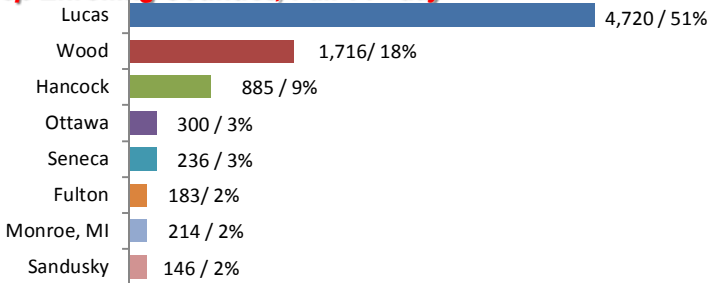
	Headcount	Term FTE	Annualized FTE	Credit Hours
Total	9,339	5,705.0	2,852.5	85,575.5
Toledo	7,943	4,865.0	2,432.5	72,975.5
Findlay	1,396	840.0	420.0	12,600.0
Downtown	294	108.6	54.3	1,630.0
e-Owens	3,356	1,192.5	596.3	17,888.0
CCP	593	204.4	102.2	3,066.0

Student Characteristics, Fall 14th day

	Headcount	%
Female	5,388	58%
International	114	1%
Degree/Cert.-Seeking	8,218	88%
New, First-Time College	1,415	15%
Full-Time	3,450	37%
Average Age	25.7	
Median Age	22	



Top Enrolling Counties, Fall 14th day



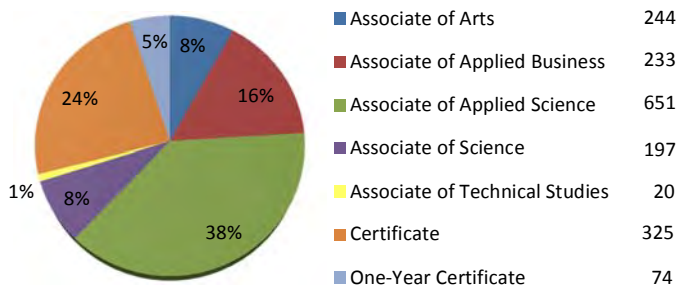
Financial Aid, FY 2015

Students Receiving Financial Aid.....66%

	Total # of Recipients	Total # of Awards	Total \$ Awarded
Federal Grants	5,909	6,749	\$18,990,917
State Grants	64	64	\$129,362
Loans	6,334	10,046	\$29,530,041
Scholarships	591	668	\$1,385,338

Graduates, FY 2015

Total Associate's Degrees.....1,345
 Total Certificates.....399
 IPEDS 3-Year Graduation Rate (2011 cohort).....10%
 IPEDS 3-Year Transfer Rate (2011 cohort).....14%



Faculty & Staff

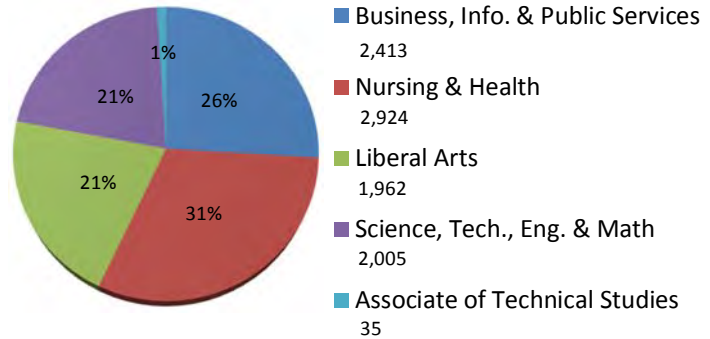
Faculty/Staff Headcounts, Fall 2015

	Instructional Faculty	Non-Instructional Staff
Headcount	828	383
Full-Time	174	358
Women	435	239
Ethnic Minority	62	28

Student-to-Faculty Ratio.....15 to 1
 Average Class Size.....13.3

Academic Programs

Headcount by School, Fall 14th day



Top Enrolling Majors, Fall 14th day

Pre-Nursing Transfer	1,027
Associate of Arts General Concentration	540
Business Administration Concentration	465
Business Management Technology	425
Registered Nurse Program	405
Criminal Justice Technology	371
Associate of Science General Concentration	289
Pre-Medical Imaging Technology	254
Education Transfer Concentration	224
Psychology Concentration	219

Finances

Total Budget (FY '16).....\$72,278,054
 Tuition & Fees Revenue (FY '15).....\$24,493,575
 State Appropriations (FY '15).....\$33,062,633
 Endowment (FY '15).....\$1,829,948
 Tuition (per credit hour, AY '15-'16).....\$153
 Total New Grant Awards (FY '15).....\$1,961,345

2015 Fact Sheet Glossary

Annualized FTE: Total Fall 2015 credit hours divided by 30.

Average Class Size: Average class size of Fall 2015 gradable lecture sections; Source = Banner query run on 4/15/16.

Degree/Certificate-Seeking: Students with an admit code of '05' (Certificate), '06' (Degree needed to transfer), or '07' (Degree needed for job).

Endowment: Total permanently restricted endowment fund value at end of Fiscal Year 2015; audited FY '15 financial report.

Enrollment: Total enrollment includes Toledo plus Findlay. The Downtown learning center is included in the Toledo total; e-Owens and PSEOP are included in both the Toledo and Findlay totals.

Ethnic Minority: Includes faculty who designate themselves as Hispanic/Latino; American Indian or Alaska Native; Asian; Black or African-American; Native Hawaiian or Other Pacific Islander; or Two or more races; Source = Human Resources (Fall 2015 data).

e-Owens: Web course enrollments.

Federal Grants: Students with a fund source code of 'FDRL' and a fund type code of 'GRNT'; Includes Academic Comp. Grant Year 1 (ACG1), Academic Comp. Grant Year 2 (ACG2), Fed. Pell Grant (PELL), Fed. Pell Carryover (PELLC), and Fed. SEOG (SEOG). Source = Banner query run on 4/19/16.

Full-Time Faculty: Faculty employed on a full-time basis for instruction (typically 13 credit hours or more). Source = Human Resources (Fall 2015 data).

Full-Time Student: Enrolled 12 credit hours or more during any one term.

Instructional Faculty: Employees whose major regular assignment is instruction; Source = Human Resources (Fall 2015 data).

International: Students with a residency code of 'F' (F1 International) or 'I' (International, not F1).

IPEDS 3-Year Graduation Rate: Percentage of students who began their studies as first-time, full-time, degree- or certificate-seeking students in the Fall 2011 and completed a degree or certificate within three years.

Loans: Students with a fund type code of 'LOAN'; Includes Acad Answer Suntrust Alt Loans (AANALT), Alternative Loan (ALTLNS), Comm Coll Xpress Alt Loan (CCXALT), Chase Select Private Loan (CHSALT), Career XPress Alt Loan (CXPALT), Directions Credit U Alt Loan (DIRALT), Federal Direct ParentPLUS Loan (DLPLUS), Federal Direct Subsidized Loan (DLSUB), Addtl Fed. Direct Sub. Loan (DLSUB2), Federal Direct Unsub. Loan (DLUNS), Addtl Fed. Direct Unsub. Loan (DLUNS2), Directions Credit U Alt Loan (DR2ALT), EdAchiever Loan Key Bank (EDAALT), Granberry Loan (GRANLN), Key Alternative Loan (KEYALT), Nursing Ed Asst Loan (NEALP), Fed. Perkins Loan (PERK), Fed. Parent PLUS Loan (PLUS), PNC Solutions Alt Loan (PNCALT), Schell Loan (SCHELL), Signature Loan Cosigned (SGCALT), Signature Loan Non-Cosigned (SGNALT), SM Smart Option Alt Loan (SSOALT), Fed. Sub. Staff. Loan (STFD), Additional Stafford Loan (STFD2), Third Stafford Loan (STFD3), Fourth Stafford Loan (STFD4), TERI Alternative Loan (TRIALT), Additional Unsub Stafford Loan (UNSTF2), Third Unsub. Stafford Loan (UNSTF3), Fourth Unsub. Stafford Loan (UNSTF4), Fed. Unsub. Staff. Loan (UNSTFD), Undergrad Xpress Alt Loan (UXPALT), and Wachovia Education Alt Loan (WACALT), Wells Fargo Alt Loan (WLSALT). Source = Banner query run on 4/19/16.

New First-Time College Student: Matriculating students with an enrollment type code of 'D' (direct from high school) or 'N' (new, non-traditional). This field (which was created in 2011 and is included in the SZTENCL table) differs from the student type code in that it checks students' prior enrollment history to ensure that they are new to Owens. It does not include new transient, guest, PSO, or other non-matriculating students.

Non-Instructional Staff: Exempt and non-exempt Owens employees, excluding faculty and student workers; Source = Human Resources (Fall 2015 data).

CCP (College Credit Plus): High school students who are simultaneously earning high school and college credit through enrollment in college courses.

Scholarships: Students with a fund type code of 'SCHL'; Includes 50 Men and Women Schol (50MNWM), Academic Achievement Schlrshp (AASCH), Athletic Schlrshp (BASBAL), Athletic Schlrshp (BASKET), Athletic Schlrshp (BSKTMN), Athletic Schlrshp (BSKTWM), Choose OH First Scholarship (CFBS), Choose OH First Scholarship (CFMS), Choose OH First Scholarship (CFTC), Choose OH First Scholarship (CFTE), Expected Schlrshp (EXPSCH), Foundation Schlrshp (FNDRES), Athletic Schlrshp (GOLF), Govt/Outlook Schlrshp Found (GVOUFN), Govt/Outlook Schlrshp Inst (GVOUIN), MI Merit Schlrshp (MISCH), Ohio Acad. Schlrshp (OHACAD), Outside Scholarship (OUTSCH), 12th Grd Prof. Schlrshp (PROSCH), Athletic Schlrshp (SFTBAL), Athletic Schlrshp (SOCCER), Tech Prep Schlrshp (TCHPRP), Toledo Community Fund Scholars (TOLCMF), Acad. Excellence Sch (TRTMRT), TRW Schlrshp (TRWSCH), Veterans Benefit Ch 30 (VA30), Veterans Benefits (VABEN), Athletic Schlrshp (VLLYBL), and War Orphans Schlrshp (WARORP), Athletic Schlrshp (WMSOCR). Source = Banner query run on 4/19/16.

State Appropriations: Total State appropriations; audited FY '15 financial report.

Student-to-Faculty Ratio: Fall 2015 ratio of full-time equivalent students (full-time plus 1/3 part time) to full-time equivalent instructional faculty (full time plus 1/3 part time). Source = IPEDS 2015-16 Fall Enrollment Survey.

State Grants: Students with a fund source code of 'STAT' and a fund type code of 'GRNT'; Including Access Grant (ACGRNT), Bureau of Voc. Rehabilitation (BVR), Ohio College Opportunity Grant (OCOG), Ohio Instr. Grant (OIG & OIG1), Ohio National Guard (ONG), Private Industry Council (PIC), P/T Ohio Instr. Grant (PTOIG), TEAP Initial Incentive Fall (TP1FTF), TEAP Initial Incentive Spring (TP1FTS), TEAP Initial Incentive Fall (TP1PTF), TEAP Initial Incentive Spring (TP1PTS), TEAP Completion Award Fall (TP2FTF), TEAP Completion Award Spring (TP2FTS), TEAP Completion Award Fall (TP2PTF), TEAP Completion Award Spring (TP2PTS), and Training Readjustment Aid Grant (TRA). Source = Banner query run on 4/19/16.

Students Receiving Financial Aid: Percentage of students who received a grant, loan, federal work study, and/or scholarship divided by all unduplicated students enrolled except for guest, transient, PSO/CCP and workforce students who generally do not qualify for financial aid. Source = Financial Aid Office (# of students receiving aid) and Institutional Research (unduplicated headcount).

Term FTE: Total Fall 2015 credit hours divided by 15.

Total Budget: Total FY 2016 unrestricted general fund budget. Source = Finance Office.

Transfer-Out Rate: Percentage of students who began their studies as first-time, full-time, degree- or certificate-seeking students in the Fall 2011 and are known to have transferred to another institution within three years.

Tuition & Fees Revenue: Total Tuition & Fees revenue; audited FY '15 financial report.

Tuition per Credit Hour: Owens Office of Student Accounts website, <https://www.owens.edu/bursar/tuition.html>, 4/15/16.

Total New Grant Awards: Total amount of new grants awarded during Fiscal Year 2015; \$1,739,000 of the \$1,961,345 total was for federal awards, including ABLE and Perkins. Source = Grants Office.