

2014 Fact Sheet



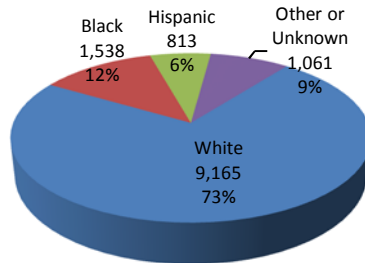
Students

Enrollment, Fall 14th day

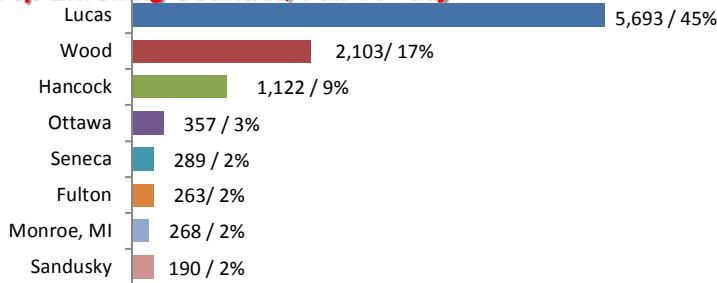
	Headcount	Term FTE	Annualized FTE	Credit Hours
Total	12,577	7,273.7	3,636.9	109,105.5
Toledo	10,899	6,237.8	3,118.9	93,565.5
Findlay	1,678	1,036.0	518.0	15,540.0
Downtown	326	120.9	60.5	1,814.0
Maumee	266	88.2	44.1	1,323.0
e-Owens	3,815	1349.3	674.6	20,239.0
PSEOP	420	154.1	77.1	2,312.0

Student Characteristics, Fall 14th day

	Headcount	%
Female	6,416	51%
International	172	1%
Degree/Cert.-Seeking	9,371	75%
New, First-Time College	1,558	12%
Full-Time	4,257	34%
Average Age	26.2	
Median Age	23	



Top Enrolling Counties, Fall 14th day



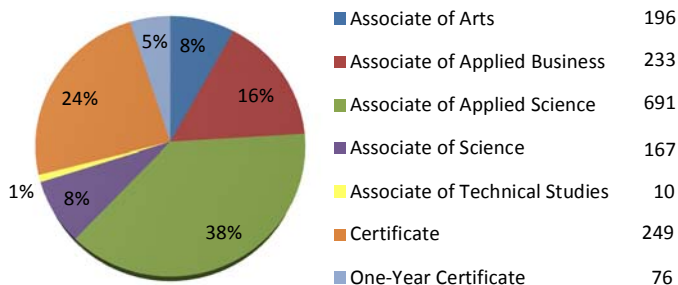
Financial Aid, FY 2014

Students Receiving Financial Aid.....68%

	Total # Awarded	Total \$ Awarded
Federal Grants	7,916	\$23,826,721
State Grants	68	\$170,898
Loans	12,960	\$39,513,072
Scholarships	641	\$1,348,235

Graduates, FY 2014

Total Associate's Degrees.....1,297
 Total Certificates.....325
 IPEDS 3-Year Graduation Rate (2010 cohort).....7%
 IPEDS 3-Year Transfer Rate (2010 cohort).....17%



Faculty & Staff

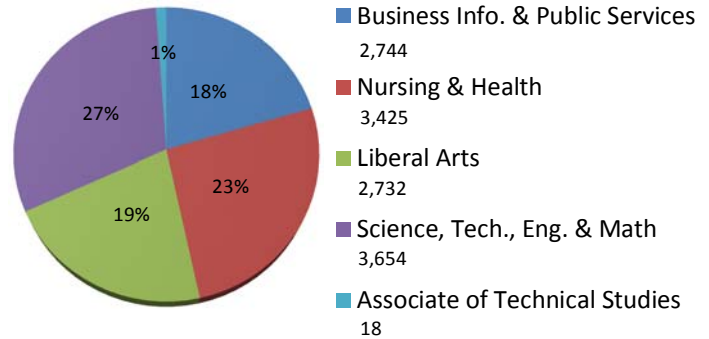
Faculty/Staff Headcounts, Fall 2014

	Instructional Faculty	Non-Instructional Staff
Headcount	1,053	436
Full-Time	190	410
Women	650	276
Ethnic Minority	83	39

Student-to-Faculty Ratio.....16 to 1
 Average Class Size.....13.9

Academic Programs

Headcount by School, Fall 14th day



Top Enrolling Majors, Fall 14th day

Pre-Nursing Transfer	1,074
Skilled Trades Construction	747
Business Management Technology	563
Business Administration Concentration	500
Associate of Arts General Concentration	494
Criminal Justice Technology	467
Registered Nurse Program	368
Skilled Trades Building Maintenance	300
Associate of Science General Concentration	296
Pre-Medical Imaging Technology	294

Finances

Total Budget (FY '15).....\$77,721,242
 Tuition & Fees Revenue (FY '14).....\$27,546,356
 State Appropriations (FY '14).....\$34,463,030
 Endowment (FY '14).....\$1,721,890
 Tuition (per credit hour, AY '14-'15).....\$153.00
 Total New Grant Awards (FY '14).....\$2,803,926

2014 Fact Sheet Glossary

Annualized FTE: Total Fall 2014 credit hours divided by 30.

Average Class Size: Average class size of Fall 2014 gradable lecture sections; Source = Banner query run on 9/18/14.

Degree/Certificate-Seeking: Students with an admit code of '05' (Certificate), '06' (Degree needed to transfer), or '07' (Degree needed for job).

Endowment: Total endowment fund value at end of Fiscal Year 2014; audited FY '14 financial report.

Enrollment: Total enrollment includes Toledo plus Findlay. The Downtown and Maumee learning centers are included in the Toledo total; e-Owens and PSEOP are included in both the Toledo and Findlay totals.

Ethnic Minority: Includes faculty who designate themselves as Hispanic/Latino; American Indian or Alaska Native; Asian; Black or African-American; Native Hawaiian or Other Pacific Islander; or Two or more races; Source = Common Data Set (faculty) and Human Resources (staff).

e-Owens: Web course enrollments.

Federal Grants: Students with a fund source code of 'FDRL' and a fund type code of 'GRNT'; Includes Academic Comp. Grant Year 1 (ACG1), Academic Comp. Grant Year 2 (ACG2), Fed. Pell Grant (PELL), Fed. Pell Carryover (PELLC), and Fed. SEOG (SEOG). Source = Banner query run on 9/17/14.

Full-Time Faculty: Faculty employed on a full-time basis for instruction (typically 13 credit hours or more). Source = Common Data Set.

Full-Time Student: Enrolled 12 credit hours or more during any one term.

Instructional Faculty: Employees whose major regular assignment is instruction; Source = Common Data Set.

International: Students with a residency code of 'F' (F1 International) or 'I' (International, not F1).

IPEDS 3-Year Graduation Rate: Percentage of students who began their studies as first-time, full-time, degree- or certificate-seeking students in the Fall 2010 and completed a degree or certificate within three years.

Loans: Students with a fund type code of 'LOAN'; Includes Acad Answer Suntrust Alt Loans (AANALT), Alternative Loan (ALTLNS), Comm Coll Xpress Alt Loan (CCXALT), Chase Select Private Loan (CHSALT), Career XPress Alt Loan (CXPALT), Directions Credit U Alt Loan (DIRALT), Federal Direct ParentPLUS Loan (DLPLUS), Federal Direct Subsidized Loan (DLSUB), Addtl Fed. Direct Sub. Loan (DLSUB2), Federal Direct Unsub. Loan (DLUNS), Addtl Fed. Direct Unsub. Loan (DLUNS2), Directions Credit U Alt Loan (DR2ALT), EdAchiever Loan Key Bank (EDAALT), Granberry Loan (GRANLN), Key Alternative Loan (KEYALT), Nursing Ed Asst Loan (NEALP), Fed. Perkins Loan (PERK), Fed. Parent PLUS Loan (PLUS), PNC Solutions Alt Loan (PNCALT), Schell Loan (SCHELL), Signature Loan Cosigned (SGCALT), Signature Loan Non-Cosigned (SGNALT), SM Smart Option Alt Loan (SSOALT), Fed. Sub. Staff. Loan (STFD), Additional Stafford Loan (STFD2), Third Stafford Loan (STFD3), Fourth Stafford Loan (STFD4), TERI Alternative Loan (TRIALT), Additional Unsub Stafford Loan (UNSTF2), Third Unsub. Stafford Loan (UNSTF3), Fourth Unsub. Stafford Loan (UNSTF4), Fed. Unsub. Staff. Loan (UNSTFD), Undergrad Xpress Alt Loan (UXPALT), and Wachovia Education Alt Loan (WACALT), Wells Fargo Alt Loan (WLSALT). Source = Banner query run on 9/17/2014.

New First-Time College Student: Matriculating students with an enrollment type code of 'D' (direct from high school) or 'N' (new, non-traditional). This field (which was created in 2011 and is included in the SZTENCL table) differs from the student type code in that it checks students' prior enrollment history to ensure that they are new to Owens. It does not include new transient, guest, PSO, or other non-matriculating students.

Non-Instructional Staff: Exempt and non-exempt Owens employees, excluding faculty and student workers; Source = Human Resources.

PSEOP (Post-Secondary Enrollment Option): High school students who are simultaneously earning high school and college credit through enrollment in college courses.

Scholarships: Students with a fund type code of 'SCHL'; Includes 50 Men and Women Schol (50MNWM), Academic Achievement Schlrshp (AASCH), Athletic Schlrshp (BASBAL), Athletic Schlrshp (BASKET), Athletic Schlrshp (BSKTMN), Athletic Schlrshp (BSKTWM), Choose OH First Scholarship (CFBS), Choose OH First Scholarship (CFMS), Choose OH First Scholarship (CFTC), Choose OH First Scholarship (CFTE), Expected Schlrshp (EXPSCH), Foundation Schlrshp (FNDRES), Athletic Schlrshp (GOLF), Govt/Outlook Schlrshp Found (GVOUFN), Govt/Outlook Schlrshp Inst (GVOUIN), MI Merit Schlrshp (MISCH), Ohio Acad. Schlrshp (OHACAD), Outside Scholarship (OUTSCH), 12th Grd Prof. Schlrshp (PROSCH), Athletic Schlrshp (SFTBAL), Athletic Schlrshp (SOCCER), Tech Prep Schlrshp (TCHPRP), Toledo Community Fund Scholars (TOLCMF), Acad. Excellence Sch (TRTMRT), TRW Schlrshp (TRWSCH), Veterans Benefit Ch 30 (VA30), Veterans Benefits (VABEN), Athletic Schlrshp (VLLYBL), and War Orphans Schlrshp (WARORP), Athletic Schlrshp (WMSOCR). Source = Banner query run on 9/17/2014.

State Appropriations: Total State appropriations; audited FY '14 financial report.

Student-to-Faculty Ratio: Fall 2014 ratio of full-time equivalent students (full-time plus 1/3 part time) to full-time equivalent instructional faculty (full time plus 1/3 part time). Source = Common Data Set.

State Grants: Students with a fund source code of 'STAT' and a fund type code of 'GRNT'; Including Access Grant (ACGRNT), Bureau of Voc. Rehabilitation (BVR), Ohio College Opportunity Grant (OCOG), Ohio Instr. Grant (OIG & OIG1), Ohio National Guard (ONG), Private Industry Council (PIC), P/T Ohio Instr. Grant (PTOIG), TEAP Initial Incentive Fall (TP1FTF), TEAP Initial Incentive Spring (TP1FTS), TEAP Initial Incentive Fall (TP1PTF), TEAP Initial Incentive Spring (TP1PTS), TEAP Completion Award Fall (TP2FTF), TEAP Completion Award Spring (TP2FTS), TEAP Completion Award Fall (TP2PTF), TEAP Completion Award Spring (TP2PTS), and Training Readjustment Aid Grant (TRA). Source = Banner query run on 9/17/2014.

Students Receiving Financial Aid: Percentage of students who received a grant, loan, federal work study, and/or scholarship divided by all unduplicated students enrolled. Source = Financial Aid Office.

Term FTE: Total Fall 2014 credit hours divided by 15.

Total Budget: Total FY 2015 general fund budget. Source = Finance Office.

Transfer-Out Rate: Percentage of students who began their studies as first-time, full-time, degree- or certificate-seeking students in the Fall 2010 and are known to have transferred to another institution within three years.

Tuition & Fees Revenue: Total Tuition & Fees revenue; audited FY '14 financial report.

Tuition per Credit Hour: Owens Office of Student Accounts website, <https://www.owens.edu/bursar/tuition.html>, 9/18/2014.

Total New Grant Awards: Total amount of new grants awarded during Fiscal Year 2014. Source = Grants Office.