

2011 Fact Sheet



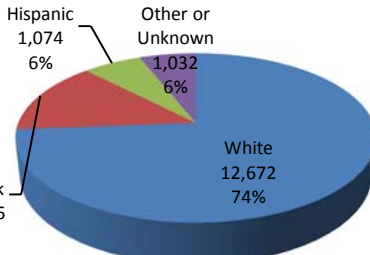
Students

Enrollment, Fall 14th day

	Headcount	Fall FTE	Credit Hours
Total	17,173	10,245.9	153,689
Toledo	14,520	8,530.4	127,956
Findlay	2,653	1,715.5	25,733
The Source	593	217.3	3,260
Arrowhead	574	195.0	2,925
e-Owens	5,355	2,068.7	31,030
PSEOP	502	190.5	2,857

Student Characteristics, Fall 14th day

	Headcount	%
Female	8,852	52%
International	103	<1%
Degree/Cert.-Seeking	13,242	77%
New, First-Time College	2,503	15%
Full-Time	6,937	40%
Average Age	27.9	
Median Age	25	



Top Enrolling Counties, Fall 14th day

Lucas	8,304 / 48%
Wood	2,376 / 14%
Hancock	1,530 / 9%
Seneca	539 / 3%
Ottawa	503 / 3%
Fulton	367 / 2%
Monroe, MI	288 / 2%
Sandusky	253 / 2%

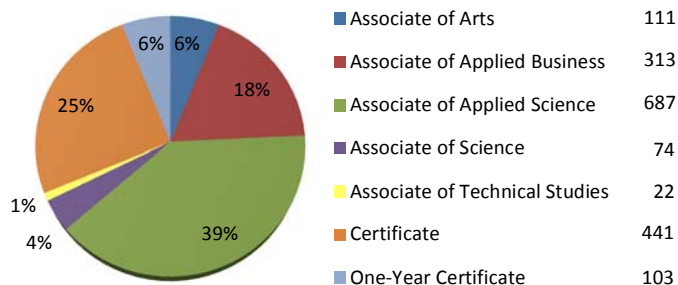
Financial Aid, FY 2011

Students Receiving Financial Aid.....71%

	Total # Awarded	Total \$ Awarded
Federal Grants	12,970	\$43,381,995
State Grants	87	\$162,733
Loans	21,788	\$73,460,531
Scholarships	785	\$1,362,947

Graduates, FY 2011

Total Associate's Degrees.....1,207
 Total Certificates.....544
 IPEDS 3-Year Graduation Rate (2007 cohort).....10%
 IPEDS 4-Year Graduation Rate (2006 cohort).....15%



Faculty & Staff

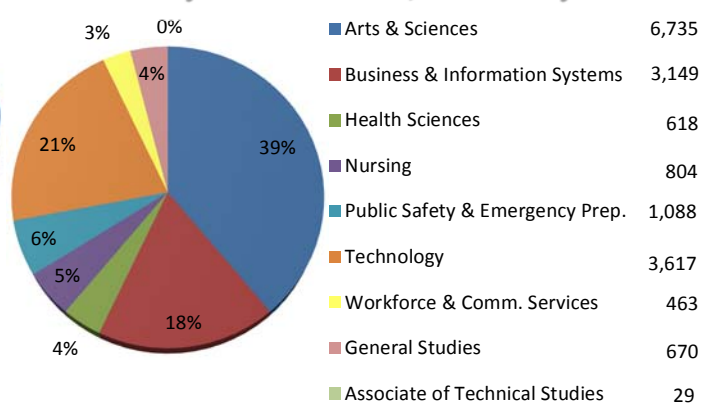
Faculty/Staff Headcounts, November 2010

	Instructional Faculty	Non-Instructional Staff
Headcount	1,313	582
Full-Time	206	445
Women	685	342
Ethnic Minority	94	56

Student-to-Faculty Ratio.....19 to 1
 Average Class Size.....14.5

Academic Programs

Headcount by School/Division, Fall 14th day



Top Enrolling Majors, Fall 14th day

Pre-Nursing Transfer	1,054
Business Management Technology	1,051
Skilled Trades Construction	946
Criminal Justice Technology	723
Skilled Trades Building Maintenance	668
Associate of Arts General Concentration	624
Registered Nurse Program	382
Social Work	366
Accounting Technology	349
Pre-Physical Therapy Transfer	324

Finances

Total Budget (FY '12).....\$108,642,641
 Tuition & Fees Revenue (FY '11).....\$30,204,904
 State Appropriations (FY '11).....\$41,936,195
 Endowment (FY '11).....\$1,284,212
 Tuition (per credit hour, AY '11-'12).....\$138.89
 Total New Grant Awards (FY '11).....\$5,526,051

2011 Fact Sheet Glossary

Average Class Size: Average class size of Fall 2011 gradable lecture sections; Source = Banner query run on 12/7/11.

Degree/Certificate-Seeking: Students with an admit code of '05' (Certificate), '06' (Degree needed to transfer), or '07' (Degree needed for job).

Endowment: Total endowment fund value at end of Fiscal Year 2011; audited FY '11 financial report.

Enrollment: Total enrollment includes Toledo plus Findlay. The Source and Arrowhead are included in the Toledo total; e-Owens and PSEOP are included in both the Toledo and Findlay totals.

Ethnic Minority: Includes faculty who designate themselves as Hispanic/Latino; American Indian or Alaska Native; Asian; Black or African-American; Native Hawaiian or Other Pacific Islander; or Two or more races; Source = IPEDS Faculty-Staff Survey.

e-Owens: Web course enrollments.

Fall FTE: Total Fall 2011 credit hours divided by 15.

Federal Grants: Students with a fund source code of 'FDRL' and a fund type code of 'GRNT'; Includes Academic Comp. Grant Year 1 (ACG1), Academic Comp. Grant Year 2 (ACG2), Fed. Pell Grant (PELL), Fed. Pell Carryover (PELLC), and Fed. SEOG (SEOG). Source = Banner query run on 12/7/11.

Full-Time Faculty: Faculty employed on a full-time basis for instruction (typically 13 credit hours or more). Source = IPEDS Faculty-Staff Survey.

Full-Time Student: Enrolled 12 credit hours or more during any one term.

Instructional Faculty: Employees whose major regular assignment is instruction; Source = IPEDS Faculty-Staff Survey.

International: Students with a residency code of 'F' (F1 International) or 'I' (International, not F1).

IPEDS 3-Year Graduation Rate: Percentage of students who began their studies as first-time, full-time, degree- or certificate-seeking students in the Fall 2007 and completed a degree or certificate within three years.

IPEDS 4-Year Graduation Rate: Percentage of students who began their studies as first-time, full-time, degree- or certificate-seeking students in the Fall 2006 and completed a degree or certificate within four years.

Loans: Students with a fund type code of 'LOAN'; Includes Acad Answer Suntrust Alt Loans (AANALT), Alternative Loan (ALTLNS), Comm Coll Xpress Alt Loan (CCXALT), Chase Select Private Loan (CHSALT), Career XPress Alt Loan (CXPALT), Federal Direct ParentPLUS Loan (DLPLUS), Federal Direct Subsidized Loan (DLSUB), Addtl Fed. Direct Sub. Loan (DLSUB2), Federal Direct Unsub. Loan (DLUNS), Addtl Fed. Direct Unsub. Loan (DLUNS2), EdAchiever Loan Key Bank (EDAALT), Granberry Loan (GRANLN), Key Alternative Loan (KEYALT), Nursing Ed Asst Loan (NEALP), Fed. Perkins Loan (PERK), Fed. Parent PLUS Loan (PLUS), PNC Solutions Alt Loan (PNCALT), Schell Loan (SCHELL), Signature Loan Cosigned (SGCALT), Signature Loan Non-Cosigned (SGNALT), SM Smart Option Alt Loan (SSOALT), Fed. Sub. Staff. Loan (STFD), Additional Stafford Loan (STFD2), Third Stafford Loan (STFD3), Fourth Stafford Loan (STFD4), TERI Alternative Loan (TRIALT), Additional Unsub Stafford Loan (UNSTF2), Third Unsub. Stafford Loan (UNSTF3), Fourth Unsub. Stafford Loan (UNSTF4), Fed. Unsub. Staff. Loan (UNSTFD), Undergrad Xpress Alt Loan (UXPALT), and Wachovia Education Alt Loan (WACALT). Source = Banner query run on 12/7/2011.

New First-Time College Student: Matriculating students with an enrollment type code of 'D' (direct from high school) or 'N' (new, non-traditional). This field (which was created in 2011 and is included in the SZTENCL table) differs from the student type code in that it checks students' prior enrollment history to ensure that they are new to Owens. It does not include new transient, guest, PSO, or other non-matriculating students.

Non-Instructional Staff: Exempt and non-exempt Owens employees, excluding faculty and student workers; Source = IPEDS Faculty-Staff Survey.

PSEOP (Post-Secondary Enrollment Option): High school students who are simultaneously earning high school and college credit through enrollment in college courses.

Scholarships: Students with a fund type code of 'SCHL'; Includes 50 Men and Women Schol (50MNWM), Academic Achievement Schlrshp (AASCH), Athletic Schlrshp (BASBAL), Athletic Schlrshp (BASKET), Athletic Schlrshp (BSKTMN), Athletic Schlrshp (BSKTWM), Choose OH First Scholarship (CFBS), Choose OH First Scholarship (CFMS), Choose OH First Scholarship (CFTC), Choose OH First Scholarship (CFTE), Expected Schlrshp (EXPSCH), Foundation Schlrshp (FNDRES), Athletic Schlrshp (GOLF), Govt/Outlook Schlrshp Found (GVOUFN), Govt/Outlook Schlrshp Inst (GVOUIN), MI Merit Schlrshp (MISCH), Ohio Acad. Schlrshp (OHACAD), Outside Scholarship (OUTSCH), 12th Grd Prof. Schlrshp (PROSCH), Athletic Schlrshp (SFTBAL), Athletic Schlrshp (SOCCER), Tech Prep Schlrshp (TCHPRP), Toledo Community Fund Scholars (TOLCMF), Acad. Excellence Sch (TRTMRT), TRW Schlrshp (TRWSCH), Veterans Benefit Ch 30 (VA30), Veterans Benefits (VABEN), Athletic Schlrshp (VLLYBL), and War Orphans Schlrshp (WARORP). Source = Banner query run on 12/7/2011.

State Appropriations: Total State appropriations; audited FY '11 financial report.

Student-to-Faculty Ratio: Fall 2011 ratio of full-time equivalent students (full-time plus 1/3 part time) to full-time equivalent instructional faculty (full time plus 1/3 part time). Source = Human Resources / Common Data Set.

State Grants: Students with a fund source code of 'STAT' and a fund type code of 'GRNT'; Including Access Grant (ACGRNT), Bureau of Voc. Rehabilitation (BVR), Ohio College Opportunity Grant (OCOG), Ohio Instr. Grant (OIG & OIG1), Ohio National Guard (ONG), Private Industry Council (PIC), P/T Ohio Instr. Grant (PTOIG), TEAP Initial Incentive Fall (TP1FTF), TEAP Initial Incentive Spring (TP1FST), TEAP Initial Incentive Fall (TP1PTF), TEAP Initial Incentive Spring (TP1PTS), TEAP Completion Award Fall (TP2FTF), TEAP Completion Award Spring (TP2FST), TEAP Completion Award Fall (TP2PTF), TEAP Completion Award Spring (TP2PTS), and Training Readjustment Aid Grant (TRA). Source = Banner query run on 12/7/2011.

Students Receiving Financial Aid: Percentage of students who received a grant, loan, federal work study, and/or scholarship divided by all unduplicated students enrolled. Source = Financial Aid Office.

Total Budget: Total FY 2012 general fund budget.

Tuition & Fees Revenue: Total Tuition & Fees revenue; audited FY '11 financial report.

Total New Grant Awards: Total amount of new grants awarded during Fiscal Year 2011. This figure includes \$2,565,378 in grant awards from the Ohio Department of Development Energizing Careers Grant Program. Energizing Careers Grants are submitted by alternative energy businesses. Owens assists with the application process and is named as the training provider but does not directly receive the grant funds. Source = Grants Office.