

2009 Fact Sheet



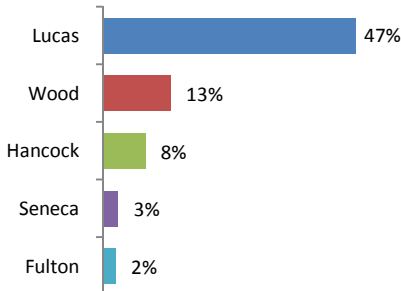
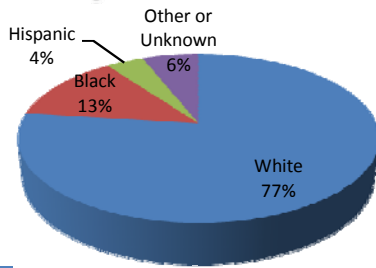
Students

Enrollment, Fall 14th day

	Headcount	Fall FTE	Credit Hours
Total	23,606	12,988.4	194,826
Toledo	20,037	10,748.7	161,230
Findlay	3,569	2,239.7	33,596
The Source	739	209.4	3,141
Arrowhead	NA	NA	NA
e-Owens	7,168	2,516.5	37,748
PSEOP	626	218.7	3,281

Student Characteristics, Fall 14th day

Average Age.....27.5
 Median Age.....24
 Female.....46.7%
 International.....0.7%
 Degree/Cert.-Seeking.....48.3%
 New.....29.2%
 Full-Time.....38.6%



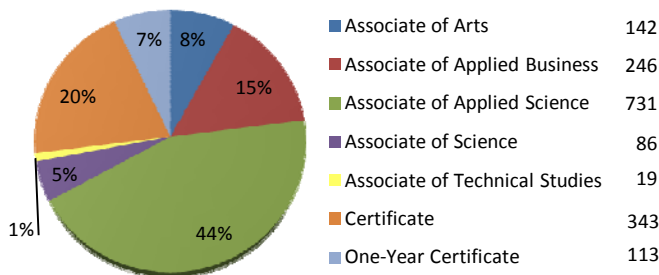
Financial Aid, FY 2009

Students Receiving Financial Aid.....51.2%

	Total # Awarded	Total \$ Awarded
Federal Grants	9,314	20,671,203
State Grants	4,571	6,113,318
Loans	15,509	52,211,249
Scholarships	734	1,168,736

Graduates, FY 2009

Total Associate's Degrees.....1,224
 Total Certificates.....456
 IPEDS 3-Year Graduation Rate (2005 cohort).....9%
 IPEDS 4-Year Graduation Rate (2004 cohort).....21%



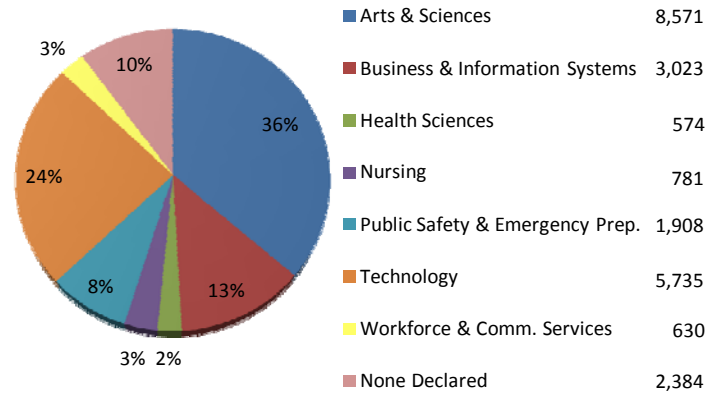
Faculty & Staff

	Instructional Faculty	Non-Instructional Staff
Headcount	1,684	561
Full-Time	203	426
Women	899	281
Ethnic Minority	128	41

Student-to-Faculty Ratio.....20 to 1
 Average Class Size.....15.9

Academic Programs

Headcount by School/Division, Fall 14th day



Top Enrolling Majors, Fall 14th day

Pre-Nursing Transfer	1,693
Skilled Trades Construction	1,490
Criminal Justice Technology	1,162
Business Management Technology	1,048
Skilled Trades Building Maintenance	986
Associate of Arts General Concentration	703
Registered Nurse Program	517
Skilled Trades Electrical	510
Pre-Radiological Transfer	467
Skilled Trades Mechanical	462

Finances

Total Budget (FY '10).....\$100,765,357
 Tuition & Fees Revenue (FY '09).....\$21,470,296
 State Appropriations (FY '09).....\$44,207,728
 Endowment (FY '09).....\$1,109,398
 Tuition (per credit hour, Spring 2010).....\$127.30
 Total New Grant Awards (FY '09).....\$3,237,531