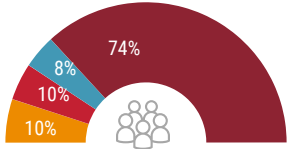


## Students

	Enrollment, Fall 14th Day Headcount	Term FTE	Annualized FTE	Credit Hours
Total	6,406	3,722	1,861	55,828
Toledo	5,750	3,312	1,656	49,680
Findlay	656	410	205	6,148

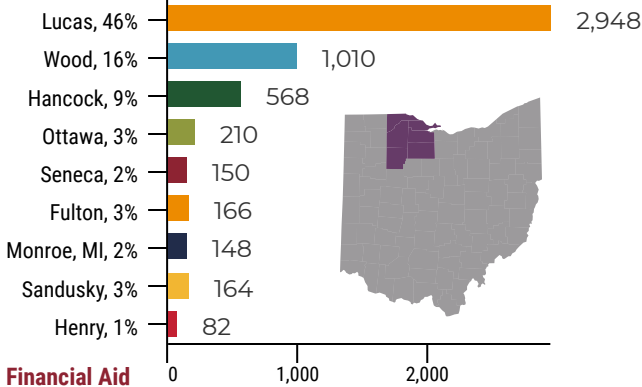
### Student Characteristics, Fall 14th Day



- Black: 644
- Hispanic: 640
- Other/Unknown: 494
- White: 4,719

	Headcount	Percent
Full-Time	2,031	32%
Female	3,593	56%
International	74	1%
First Generation	3,689	56%
Veteran Service Members	266	4%
Veteran Spouse/Dependent	302	5%

### Top Enrolling Counties, Fall 14th Day



**Average Age 24.7**



**Median Age 22**

### Financial Aid

	Total # of Recipients	Total # of Awards	Total \$ Awarded
Federal Grants	3,051	3,587	\$10,197,133
States Grants	72	72	\$128,666
Loans	3,440	5,600	\$19,266,206
Scholarships	418	484	\$821,071

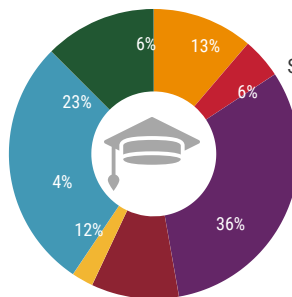


**60%** of students receive financial aid

### Graduates

Total Associates Degrees (AY 2020)	1,056
Total Certificates (AY 2020)	721
IPEDS 3-Year Graduation Rate (2016 Cohort)	22%
1-Yr Ohio Employment Rate (AY 2018 Graduates)	81%
1-Yr Average Annual Salary (AY 2018 Graduates)	\$50,583

### Graduates, AY 2020



- Associate of Arts: 200
- Associate of Applied Business: 80
- Associate of Applied Science: 559
- Associate of Science: 174
- Associate of Technical Studies: 43
- Certificate: 499
- One-Year Certificate: 222

## Faculty and Staff

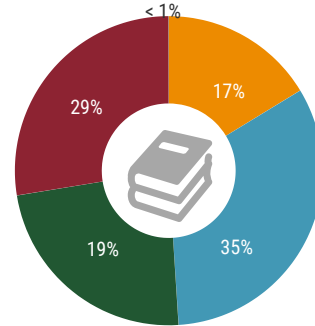
	Instructional Faculty	Non-Instructional Staff
Headcount	596	367
Full-Time	136	349
Women	315	228
Ethnic Minority	53	37



**56%** of faculty and staff are women

## Academic Programs

### Headcount by School, Fall 14th Day



- Business Info. & Public Services: 1,026
- Nursing & Health: 2,039
- Liberal Arts: 1,602
- Science, Tech., Eng., & Math: 1,705
- Associate of Technical Studies: 34

**Student to Faculty Ratio 15 to 1**



**Average Class Size 13.9**

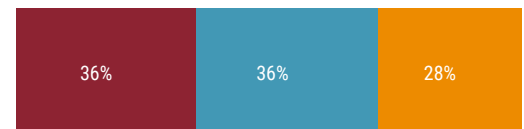
### Top Enrolling Majors, Fall 14th Day Headcounts

Pre-Nursing	634
Registered Nurse Program	429
Business Transfer	235
Business Management	180
AA General	178
Education Transfer	159
Pre-Dental	132
Psychology Transfer	129
AS General	123
Social Work Concentration	109



## Finances

### Source of Total Revenue, FY 2020



- Tuition and Fees
- State Appropriations
- Other

