

New Student Portrait

Fall

2020

DIRECT HIGH SCHOOL

702

Enrolled

20%

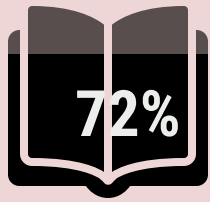
Minority

63%

First Generation

40%

Pell Eligible



72%

Full-Time

24%

Take \geq 15 Credit Hours

Developmental

Math 76%

English 17%



3.05

Ave. High School GPA

Top Feeder High Schools:

- 1) Anthony Wayne
- 2) Whitmer
- 3) Clay
- 4) Perrysburg
- 5) Northview
- 6) Findlay
- 7) Bowling Green
- 8) Bowsher
- 9) Southview
- 10) Springfield



NON-TRADITIONAL

383

Enrolled

25%

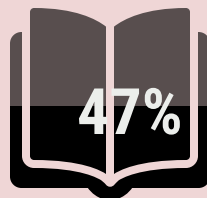
Minority

74%

First Generation

61%

Pell Eligible



47%

Full-Time

9%

Take \geq 15 Credit Hours

Developmental

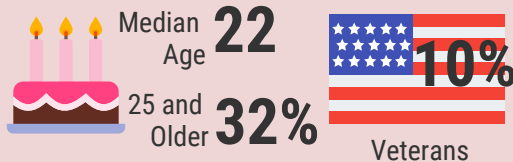
Math 78%

English 19%




2.68

Ave. High School GPA



Highest Enrolling Zip Codes:

- 1) 43615
- 2) 45840
- 3) 43614
- 4) 43612
- 5) 43606
- 6) 43623
- 7) 43609
- 8) 43537



TRANSFER-IN

396

Enrolled

19%

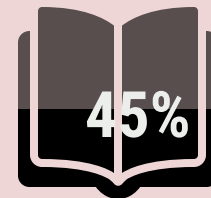
Minority

65%

First Generation

46%

Pell Eligible



45%

Full-Time

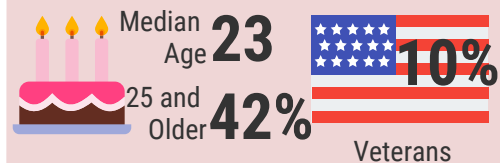
13%

Take \geq 15 Credit Hours

No Transfer Credits 23%

Ave. Transfer Credits 25.2

Bachelor's Degree or Higher 11%



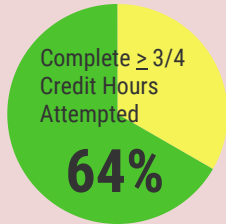
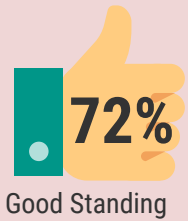
Top Feeder Institutions:

- 1) University of Toledo
- 2) Bowling Green
- 3) Northwest State CC
- 4) Terra
- 5) Monroe County CC




DIRECT HIGH SCHOOL

First Term Outcomes

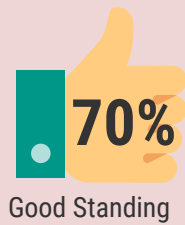


Retention




NON-TRADITIONAL

First Term Outcomes

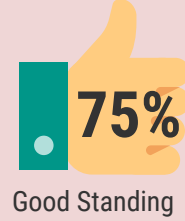


Retention




TRANSFER-IN

First Term Outcomes



Retention



Source:
IZRYRRN & IZRTRNS.

Notes:

1. Base enrollment data are as of the 14th day of Fall 2020.
2. Retention is for the Fall 2019 cohort as of the 14th day of the retained term.
3. First-term outcomes are for the Fall 2019 cohort, are as of approximately 30 days after the end of the term, and do not reflect changes made after that time.

Definitions:

1. Direct from High School: First-time matriculating students whose entry term is within one calendar year of their high school or GED graduation date (IPEDS).
2. Non-Traditional: First-time matriculating students whose entry term is greater than one calendar year of their high school or GED graduation date (IPEDS).
3. Transfer: Students who report on their application that they attended other colleges, universities, or post-secondary schools; some, but not all, have articulated credit and transcripts on file (IPEDS).
4. Direct from High School, Non-Traditional, and Transfer-In students were identified based on the enrollment type classification scheme adopted 4/2017.
5. Minority: American Indian, Hispanic, and/or Black/African-American (State of Ohio).
6. First Generation: Students who do not have at least one parent with a bachelor's degree or higher (TRIO).
7. Pell-Eligible: Based on students' calculated Expected Family Contribution reported on the FAFSA and the federal Pell award schedule for the respective year.
8. Developmental placement based on test scores dated 3/7/18.
9. Full-time: 12 or more attempted credit hours.
10. Bachelor's Degree or Higher: Percentage of transfer students entering with a previous bachelor's degree or higher (SORDEGR).
11. Veterans: Students who currently or formerly enlisted in a branch of the United States Armed Services; self-reported or receiving benefits.
12. Good Academic Standing: Students with a cumulative Owens GPA of 2.0 or higher.
13. Completed Credit Hours: Credit hours associated with a class having a passing grade (A, B, C, D, PNP; State of Ohio).
14. Retention: Students registered for at least one for-credit course on the 14th day of the fall term who either graduate before or are re-registered for at least one for-credit course on the 14th day of the following spring or fall term (IPEDS).